

## Assessment Report

- Translation -

Document No.: (5261/998/14b) – Pan of 31/10/2014

Client: Bekina Compounds NV  
Berchemstraat 124  
9690 KLUISBERGEN  
BELGIUM

Order date: 26/02/2014

Subject: Penetration elements/tie provided with BeSealed UFO sealing plug capable of swelling in water to be tested for water tightness, in structural elements made from concrete with a high water penetration resistance

Test material received: 21/02/2014

Sampling: Made by the client

Assessment period: April until June 2014

This Assessment Report consists of 3 pages, including the cover sheet, and 3 annexes.



This Assessment Report may not be circulated unless as a complete text without any alterations. Excerpts and abridged versions of this document are subject to approval in writing of MPA Braunschweig. Documents that do not carry a signature and the official stamp are invalid. The first sheet of this document and the page carrying the signatures bear the official stamp of MPA Braunschweig. The test material has been fully used. Accreditations are valid for the testing methods specified in the effective official documents. A list showing the accredited fields can be made available upon request.

## 1 Commission

Bekina Compounds NV commissioned the Braunschweig Civil Engineering Materials Testing Institute (MPA) to test penetration elements/tie points provided with BeSealed UFO sealing plug capable of swelling in water for water tightness, for use in structural elements made from concrete with a high water penetration resistance.

## 2 Testing and test results

For the tests, the client delivered the following penetration elements with the required sealing rings/plugs.

- Sample 1: anchor rod (ribbed steel,  $\varnothing = 16$  mm) with "BeSealed Sealing Connector" sealing collar ( $\varnothing_{\text{inside}} = 16$  mm,  $\varnothing_{\text{outside}} = \text{approx. } 24$  mm, depth = 36 mm)
- Sample 2: glass-fibre rod (ribbed;  $\varnothing = 14$  mm) with "BeSealed Sealing UFO" sealing flange ( $\varnothing_{\text{inside}} = 12$  mm,  $\varnothing_{\text{outside}} = \text{approx. } 40$  mm, depth = 15 mm)
- Sample 3: plastic pipe ( $\varnothing_{\text{inside}} = 22$  mm,  $\varnothing_{\text{outside}} = 26$  mm) with "BeSealed Sealing UFO" sealing flange ( $\varnothing_{\text{inside}} = 24$  mm,  $\varnothing_{\text{outside}} = 52$  mm, depth = 15 mm) and "BeSealed Sealing Plug" (plastic, with seal capable of swelling in water,  $\varnothing_{\text{outside}} = \text{approx. } 23$  mm, depth = 40 mm)
- Sample 4: same as series 3; test with negative water pressure acting on the plug

The test for water tightness of the contact faces was made with the penetration elements set in the concrete of concrete slabs (watertight concrete; dimensions: 20 cm x 20 cm x 10 cm; compression strength class 30/37); testing based on DIN 1048-5 (Fig. A1). To allow the water to get to the regions with the sealing rings, and to allow it to escape in case of leaks, the penetration elements were wrapped with a plastic film before placing the concrete; the only region not wrapped was the sealed region. After a 28-day hardening period, the samples were placed in a water penetration test unit, and water pressure was applied in 0.5-bar steps with retention times of 48 hours, raising the pressure up to 5.0 bar, which was then maintained at a constant level for 7 days. Test results are listed in the table below.

Sample No.	Max. water pressure (bar)	Exposure time (d)	Test results <sup>1)</sup>
1	5	7	No leaks
2	5	7	No leaks
3	5	7	No leaks
4	4	2	No leaks

<sup>1)</sup> The assessment was made for the contact face on the side opposite the water pressure

After the test for tightness, the samples were split in the middle, and the depth of water penetration was recorded (photos A2 to A5).

This document is the translated version of Assessment Report No. 5261/998/14b – Pan dated 31/10/2014. The legally binding text is the aforementioned German Assessment Report.

i.A.



Dr.-Ing. K. Herrmann  
Head of Section

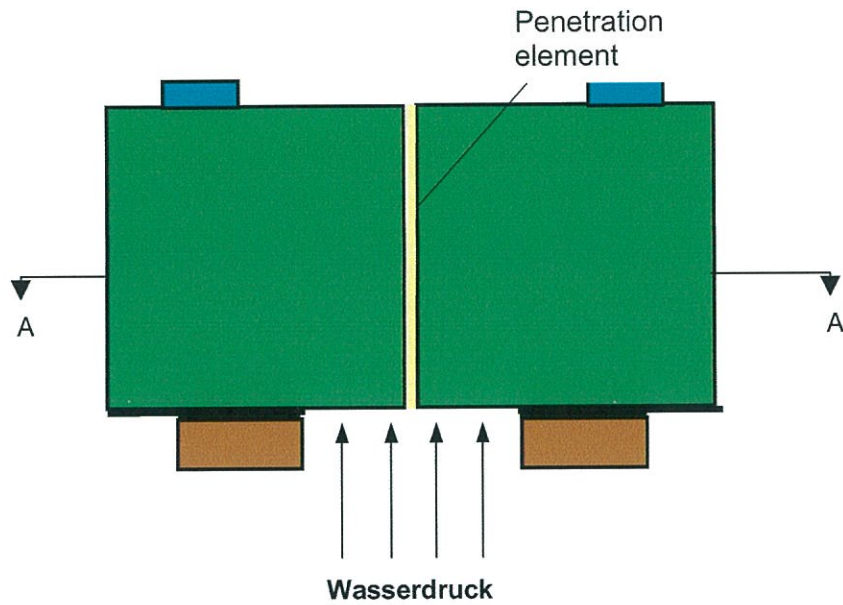


i.A.

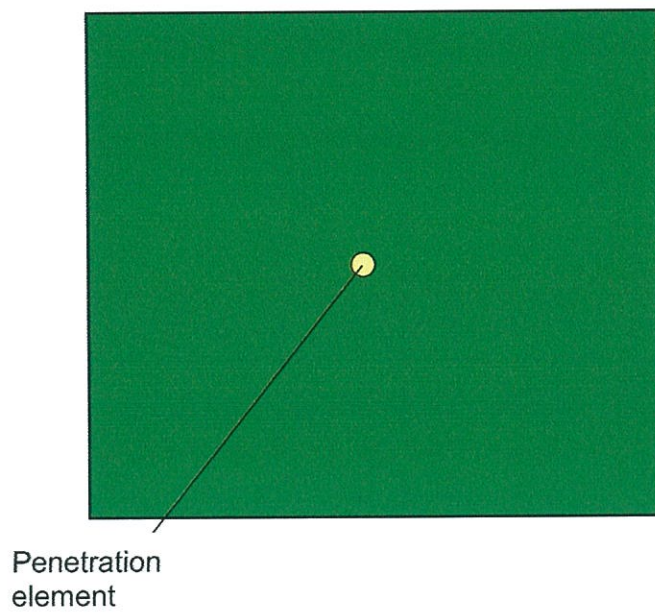


M. Pankalla  
Official/engineer in charge





Schnitt A-A



**Fig. A1:** Sketch showing test for tightness (concrete slabs 20 x 20 x 10 cm)




**Fig. A2:** Sample 1: anchor rod (ribbed steel  $\varnothing = 16$  mm)



**Fig. A3:** Sample 2: glass-fibre rod (ribbed  $\varnothing = 14$  mm)





**Fig. A4:** Sample 3: plastic pipe ( $\varnothing_{\text{inside}} = 22 \text{ mm}$ ,  $\varnothing_{\text{outside}} = 26 \text{ mm}$ )



**Fig. A5:** Sample 4: plastic pipe ( $\varnothing_{\text{inside}} = 22 \text{ mm}$ ,  $\varnothing_{\text{outside}} = 26 \text{ mm}$ ); negative water pressure acting on the plug